

Monitoring SDG 1.2.2
- Results and Steps Forward –
November 3, 2020

Mark Hereward, Nobuo Yoshida, Kazusa Yoshimura



Special Custodianship



unicef 
for every child

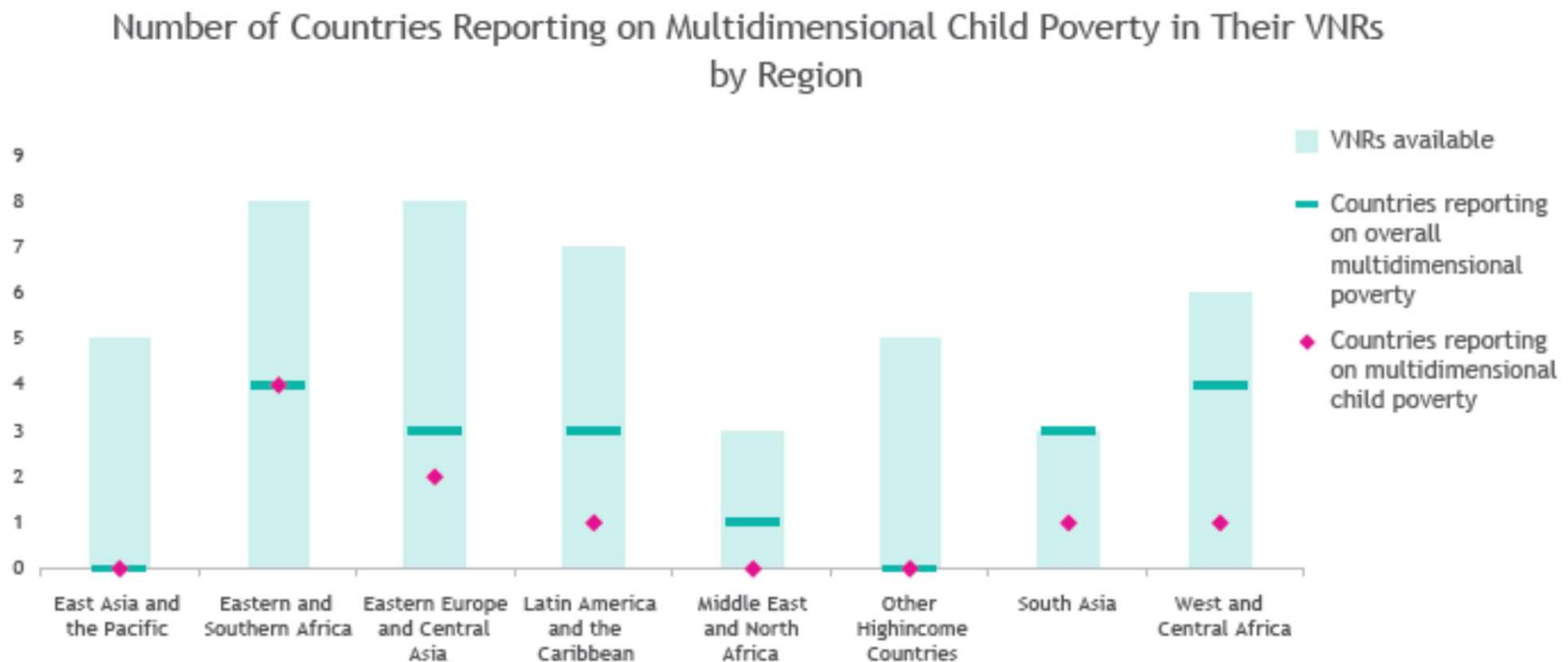


WORLD BANK GROUP

SDG 1.2.2: Proportion of men, women and children of all ages living in poverty in all its dimensions *according to national definitions*

- Custodians: **National governments**
 - Define and compute national official measure
 - Own and validate reported data
- Partner agencies: UNDP, UNICEF, World Bank
 - **Support for country reporting:** online system for data gathering
 - **Technical support:** capacity building, technical resources

A review of VNR reports from 2017 to 2020 shows....



Source: “Voluntary National Reviews for the Sustainable Development Goals: Are Countries Committed to Ending Child Poverty by 2030?” - End Child Poverty Global Coalition, 2020

Collected indicators



unicef 
for every child



WORLD BANK GROUP

1) Official multidimensional poverty headcount (% of population)

- The percentage of people who are multidimensionally poor, further disaggregated by sex and age

2) Average number of deprivations (intensity)

- The average percentage of dimensions in which poor people are deprived


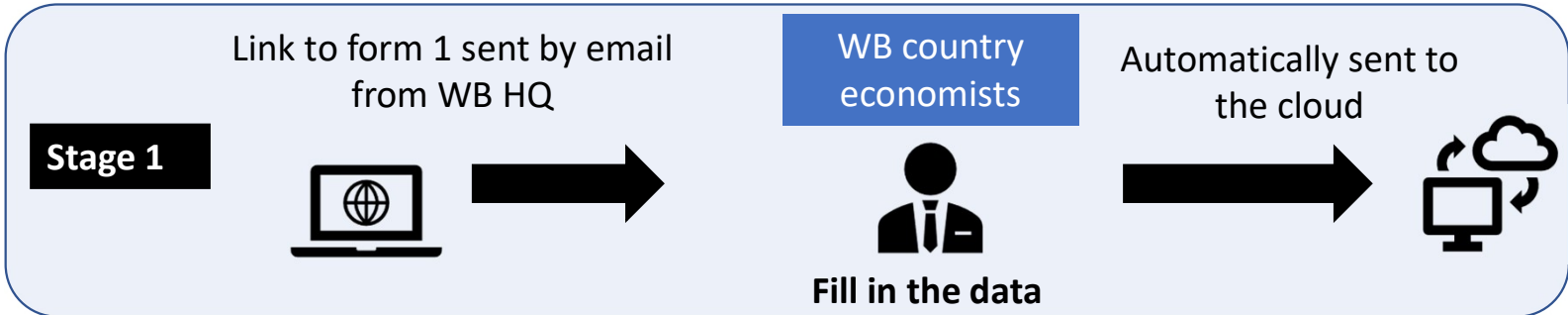
3) Official multidimensional poverty headcount (% of total households)

- The percentage of households who are multidimensionally poor

4) Child-specific multidimensional poverty

- The percentage of children who are multidimensionally poor (measured at the individual child level)

Three stages of data collection and validation



Results of monitoring SDG 1.2.2



unicef
for every child



- The survey covered **189** countries across the world, and it was found that **77** countries have some kinds of multidimensional poverty measurement in the last 10 years
- Out of 77 countries, **63** countries have been confirmed by the NSO officers

Region	Number of countries in total	Number of countries, confirmed by the counterparts
East Asia and Pacific	5	4
South Asia	6	5
Latin America and Caribbean	11	10
Sub-Saharan Africa	20	15
Middle East and North Africa	4	2
Europe and Central Asia	30 (EU: 27)	27(EU:25)
North America	1	-
Total	77	63

East Asia and Pacific	South Asia	Sub-Saharan Africa	Europe and Central Asia	Europe and Central Asia	Latin America and Caribbean	Middle East and North Africa	North America
Philippines	Afghanistan	Angola	Armenia	Italy	Chile	Egypt	
Thailand	Bhutan	Burundi	Austria	Lithuania	Colombia	Morocco	
Malaysia	Nepal	Ghana	Belgium	Luxemburg	Costa Rica		
Vietnam	Pakistan	Guinea	Bulgaria	Malta	Dominican Republic		
	Sri Lanka	Guinea-Bissau	Croatia	Netherlands	Ecuador		
		Mali	Cyprus	North Macedonia	El Salvador		
		Mozambique	Estonia	Poland	Mexico		
		Rwanda	Finland	Romania	Panama		
		Seychelles	Germany	Slovenia	St. Lucia		
		Zambia	Greece	Slovakia	Guatemala		
		South Africa	Hungary	Spain			
		Lesotho	Ireland	Latvia			
		Sao tome and Principe	Sweden				
		Nigeria	Denmark				
		Malawi	France				

List of countries who already verified data



unicef
for every child



WORLD BANK GROUP

East Asia and Pacific South Asia Sub-Saharan Africa Europe and Central Asia Latin America and Caribbean Middle East and North Africa North America

Tonga	Maldives	Namibia Cote d'Ivoire Sierra Leone Togo Uganda	Czechia Portugal United Kingdom	Honduras	Palestine Algeria	United States
-------	----------	--	---------------------------------------	----------	----------------------	---------------

List of countries who
are expected to verify
the data



unicef
for every child



WORLD BANK GROUP

Country	2010	2011	2012	2013	2014	2015	2016	2017	2018	2019
Afghanistan							2			
Angola						4				
Armenia	1	1	1	4	1	4	4	4	5	
Austria	4	4	4	4	4	4	4	4	4	
Belgium	4	4	4	4	4	4	4	4	4	
Bhutan	1		1				2			
Bulgaria	4	4	4	4	4	4	4	4	4	4
Burundi				4				4		
Chile		5		5		5		5		
Columbia	1	1	1	1	1	1	1		1	
Costa Rica	5	5	5	5	5	5	5	5	5	5
Croatia	4	4	4	4	4	4	4	4	4	
Cyprus	4	4	4	4	4	4	4	4	4	
Dominican Republic	5	5	5	5	5	5	5			
Ecuador	1	1	1	1	1	1	1	1	1	1
Egypt					4					
El Salvador					5		5	5		
Estonia	4	4	4	4	4	4	4	4	4	4
Finland	4	4	4	4	4	4	4	4	4	4
France	4	4	4	4	4	4	4	4	4	4
Germany										
Ghana	2	1					1	4	1	
Greece	4	4	4	4	4	4	4	4	4	4
Guatemala					4					
Guinea					1					
Guinea Bissau	1				4	4				
Hungary	4	4	4	4	4	4	4	4	4	4
Iceland	4	4	4	4	4	4	4	4	4	
Ireland	4	4	4	4	4	4	4	4	4	
Italy	4	4	4	4	4	4	4	4	4	4
Latvia	4	4	4	4	4	4	4	4	4	4

Availability of multidimensional poverty data (Confirmed countries)

Color Legend

1	1
2	2
3	3
4	4
5	5
□	with intensity data
⊙	Multidimensional deprivation for children



Country	2010	2011	2012	2013	2014	2015	2016	2017	2018	2019
Lesotho					⊙					
Lithuania	4	4	4	4	4	4	4	4	4	4
Luxembourg	4	4	4	4	4	4	4	4	4	4
Malawi			⊙				⊙			
Malaysia					1		1			
Mali						⊙	5			
Malta	4	4	4	4	4	4	4	4	4	4
Mexico	4		4		4		4		4	
Morocco		5			5					
Mozambique					1					
Nepal		1			2					
Netherlands	4	4	4	4	4	4	4	4	4	4
Nigeria				1						
North Macedonia	3	3	3	3	3	3	3	3	3	3
Pakistan	1		1		1			4		1
Panama								4		1
Philippines							1	1		
Poland	4	4	4	4	4	4	4	4	4	4
Romania	4	4	4	4	4	4	4	4	4	4
Rwanda	1			1			1			
Saint Lucia							1			
São Tomé and Príncipe					⊙					
Seychelles									1	
Slovakia	4	4	4	4	4	4	4	4	4	4
Slovenia	4	4	4	4	4	4	4	4	4	4
South Africa		1					1			
Spain	4	4	4	4	4	4	4	4	4	4
Sri Lanka							5			
Sweden	4	4	4	4	4	4	4	4	4	4
Thailand						1		2		
Vietnam									1	1
Zambia						⊙				

Availability of multidimensional poverty data (Confirmed countries)

Color Legend

1	1
2	2
3	3
4	4
5	5
□	with intensity data
⊙	Multidimensional deprivation for children



Steps forward



unicef 
for every child



WORLD BANK GROUP

- Continue to follow-up the remaining countries to be included in the next update
- Collect information on those countries who will release the new data by next February
- Modify data collection tool so that data can be collected at urban and rural levels as well
- Eventually, the goal is to move to the system in which country inserts number directly